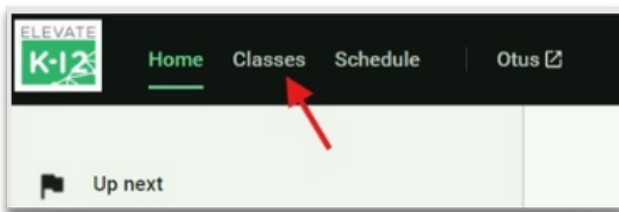


Supporting Your Elevate K-12 Student: Student LMS

Course Materials

1. Select “Classes.”



2. Click on the unit of choice and locate completed lessons to review under “Course Materials.” Only lessons completed will be clickable to view.



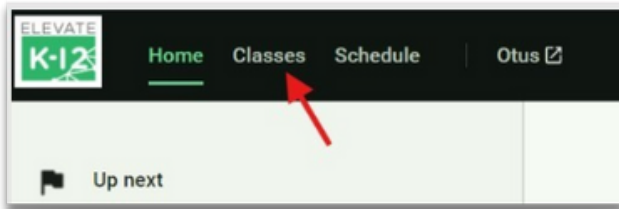
3. Click the dropdown to the right of the completed lesson to have access to view & download the lesson, videos, and/or supplemental materials



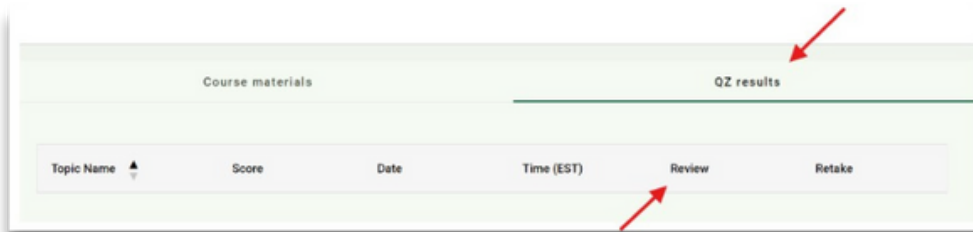
Supporting Your Elevate K-12 Student: Student LMS

QZ Results

1. Select “Classes.”

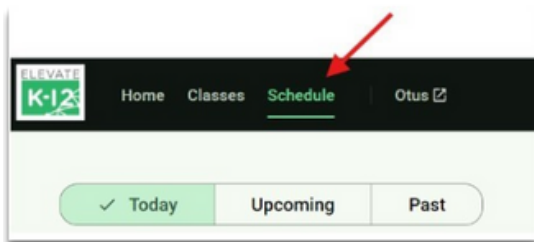


2. Click “QZ Results” to the right of “Course Materials.” If there are QZ results available, you can select them for Review

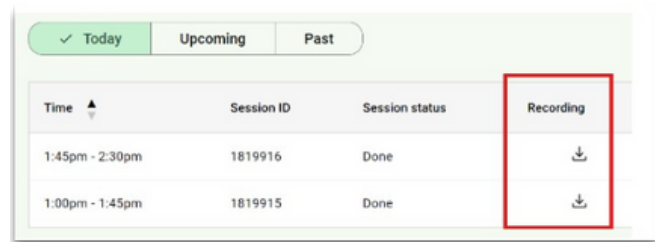


Class Recordings

1. Click on “Schedule.”



2. Locate the date & class that you would like to rewatch and click the download button below recording.



You can locate classes from the same day as well as previous classes.